Sargent & Lundy

	Example Bidder	Score	Endurant	Score	Convergent
BESS Rating/Capacity	3MVA/7.4MWh	9			
Model	EPP Owned/ ? Dispatched				
Mobile/Stationary	Stationary				
Battery Type	NMC				
Configuration	FTM				
Use Cases	• Frequency Support • Frequency Regulation • Voltage Support • Grid Reactive Power Support • Peak Lopping/Load Leveling • Generation/Load Smoothing • 800 cycles/year	5			
Proposed Monitization to Lewes BPW	• Frequency Support $xxxx.xx • Frequency Regulation $xxxx.xx • Voltage Support $xxxx.xx • Grid Reactive Power Support $xxxx.xx • Peak Lopping/Load Leveling $xxxx.xx • Generation/Load Smoothing $xxxx.xx	4			
Scope of Supply	• 1MVA PowerStore PCS/Inverters • Local Operator Interface • 48' x 8' Battery Container (E-House) • 30' x 8' Battery Container • 7.31 MWh Battery Strings (BOL) • 1MVA Dry Type Transformer • 2MVA Dry Type Transformer • SCADA/Control Equipment	8			
Backup Power		0			
Beginning of Life Design Power, System	3MW	27			
Beginning of Life Design Energy, System	7.3MWh				
Power Rating/Enclosure	1MW				
Energy Rating Per Enclosure	4.8;2.4MWh				
End of Year 1 and Year 10 Guaranteed Power Rating at DC terminals	3MW				
End of Year 1 and Year 10 Guaranteed Usable Energy Rating at DC terminals (takes into consideration functional DoD)	7.3MWh				

End of Year 10 (End of Life) Minimum Power Rating at DC terminals	3MW				
End of Year 10 (End of Life) Minimum Usable Energy Rating at DC terminals (takes into consideration functional DoD)	5.5MWh				
Response Time	<0.015 seconds				
Discharge Ramp Rate	up to rated powerwithin 15ms (MW/min)				
Charging Ramp Rate	up to rated powerwithin 15ms (MW/min)				
Guaranteed Up-time	0.98				
Guaranteed AC-AC Round Trip Efficiency (At the beginning of BESS life)	85.00%				
Guaranteed AC-AC Round Trip Efficiency (At the end of year 10)	TBD				
Expected System Availability (Percentage of available hours per year that the system is in full operation performing application specific functions taking into account both planned and unplanned down-time.)	0.98				
Expected Yearly Planned Down-Time for Maintenance (Expected time required for regular maintenance and types of maintenance)	16Hrs/Year				
Expected Yearly Unplanned Down-Time of System for Repair (Expected down-time due to forced outages)	0Hrs/Year				
Battery Replacement/Addition Schedule – Year 1	0MWh				
Battery Replacement/Addition Schedule – Year 2	0MWh				
Battery Replacement/Addition Schedule – Year 3	0MWh				
Year 4	0MWh				
Year 5	0MWh				
Year 6	0MWh				

Year 7	0MWh				
Year 8	0MWh				
Year 9	0MWh				
Year 10	0MWh				
Smart Inverters must conform to UL 1741 Supplement A (SA), as applicable and must be set to conform to the following setting requirements and be capable of performing the following functions, as applicable	Yes				
Communication and Interface	IEC 61850IEC 101/104DNP3 Serial/LANModbus				
Control Requirements	Yes				
Meet harmonic limits identified in IEEE 519	Yes				
BESS shall not cause more than a 3% flicker at the point of interconnection when charging or discharging	yes, THD<2%				
Design Life	10 Years				
End of Life Depth of Discharge (DoD) Capability	0.77				
Expected Full Depth Cycles per year	300 Cycles				
Warranty Requirements	10 Years				
Duration of operation at rated power, measured at revenue grade meter, at the high-side of the step- up transformer or switchgear in a fully charged state	2Hrs @ 3MW				

Schedule	Start: 10/1/20 End: 10/28/21 Duration: 1 year, 27 days Meets Lewes Deadlines: Yes	4			
Quality	Compliance with ISO9001,Quality Assurance statement provided	3			
Safety					
Training	Provided				
Material Warranty					
BESS Warranty	10 year performance guarantee				
Fire Protection	Dry agent fire suppression, non-walk-in enclosure	10			
Past Experience		19			
Personnel, Resumes	Provided				
Presentation of Material	Good				
Layout/GA	Acceptable				
List of Assumptions/Scope Exclusion	See attached document				
Score		89			

Scoring Matrix	Maximum Score
BESS Nameplate Information	10
Use Case Information	10
Scope of Supply	10
Backup Information	5
Performance Information	30
Schedule	5
Fire Protection	10
Safety, Quality, Training, and Warranty	5
Presentation, Resumes, Experience and Layout	15
Total	100

Bidder	Points Scored	Review

Lewes BPW
Bid Response Spreadsheet

Score	Delorean Power	Score		Score		Score		Score
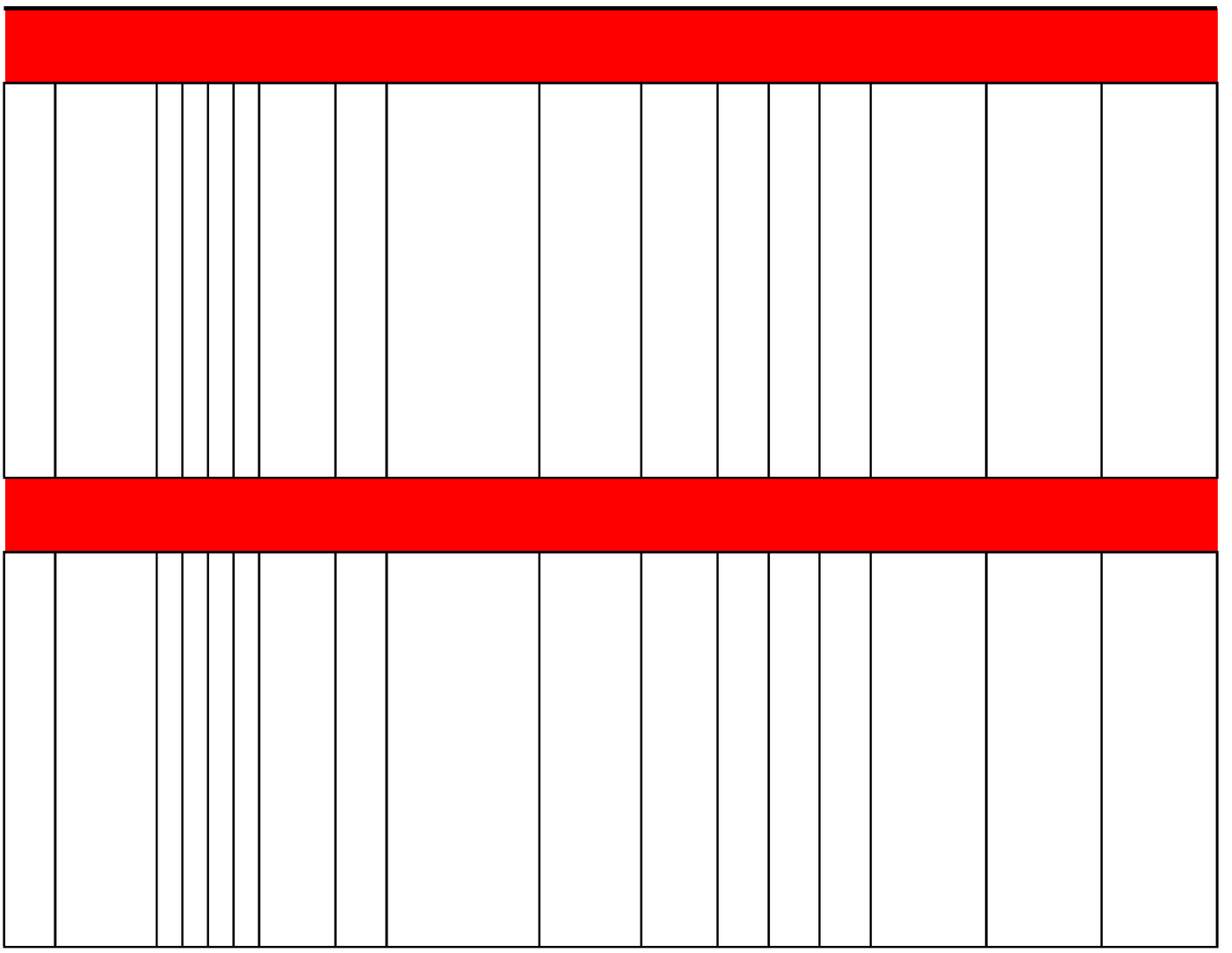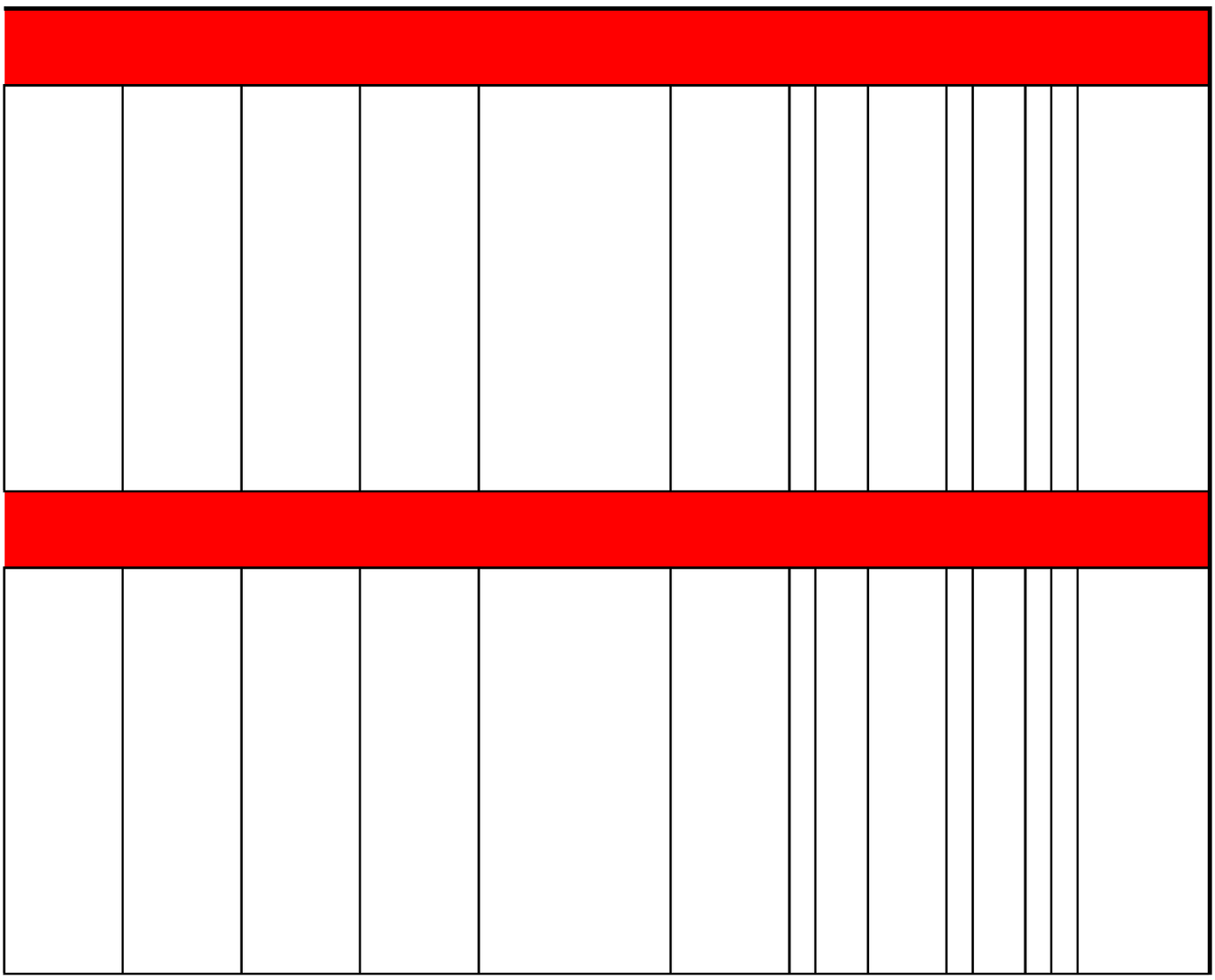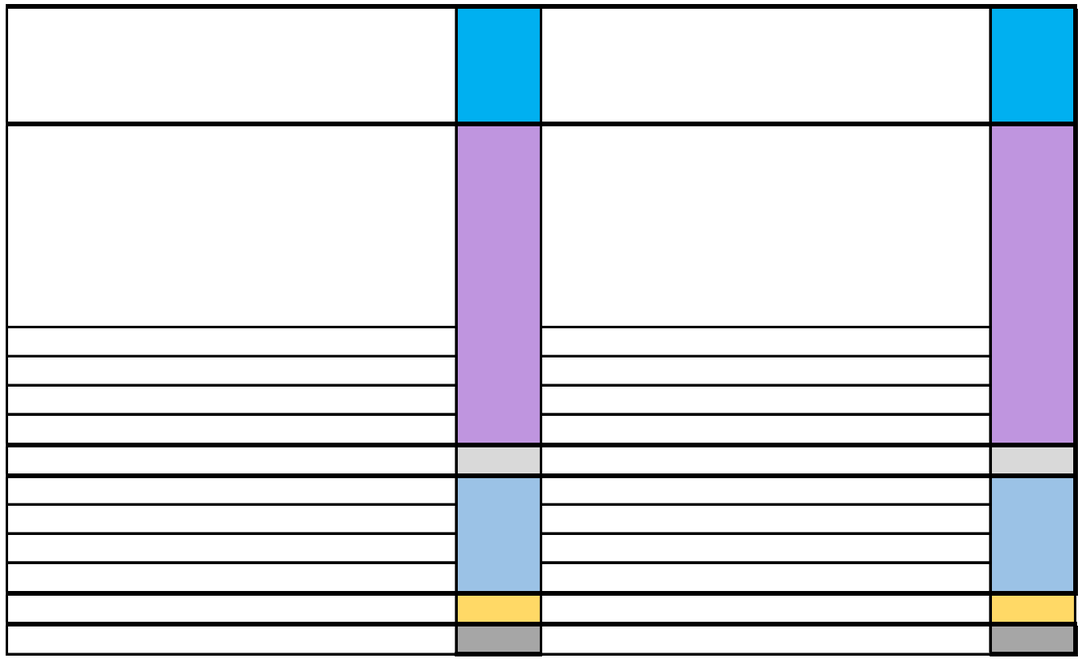
	Score		Score