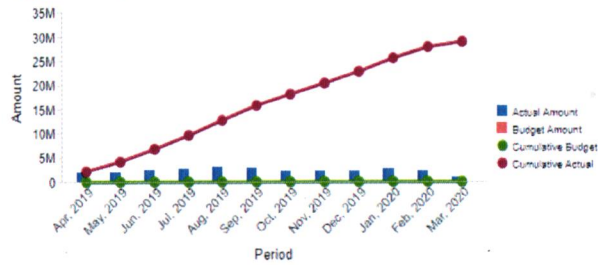
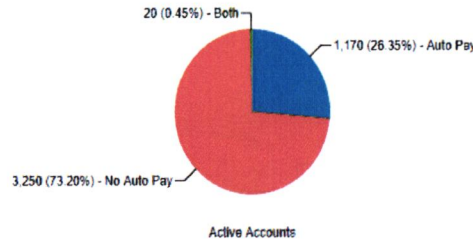


Budget Analysis by Period
Apr, 2019 - Mar, 2020



counts Adoption Auto Pay Accounts Adoption SmartHub Customer Adoption Cl ...

Auto Pay Accounts Adoption



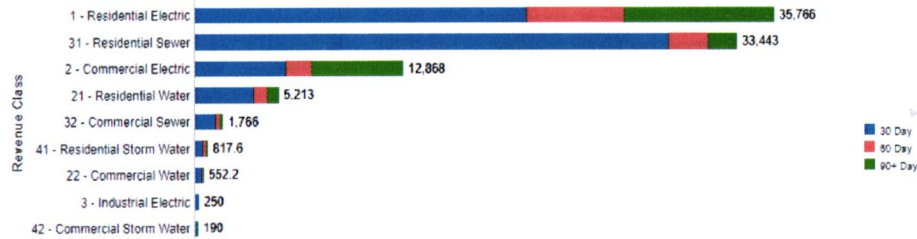
Employee Birthdays This Week

No data to display

Employee Anniversaries This Month

Past Due AR by Revenue Class

Past Due AR by Revenue Class
Past Due Amount \$90,864.40



Top 10 Expenditures Top 10 Purchase Orders Top 10 Work Orders

Top 10 Purchase Orders
09/09/2020 - 09/16/2020

Purchase Order	Vendor	Total PO Cost
1015 - Oceanview Ct & Seagull Dr - Reline	V-101609 - STANDARD PIPE SERVICES, LLC	\$56,400.00
1023 - Switch (x4) 25KVA 900A	V-101437 - ANIXTER, INC.	\$16,388.00
1022 - US Motor Rebuild	V-101419 - HILL'S ELECTRIC	\$4,371.78
1014 - Square D Soft Starter	V-101419 - HILL'S ELECTRIC	\$3,963.49
1021 - Blower Motor	V-101419 - HILL'S ELECTRIC	\$1,971.47
1020 - Blower Motor Mount Modification	V-101419 - HILL'S ELECTRIC	\$160.00

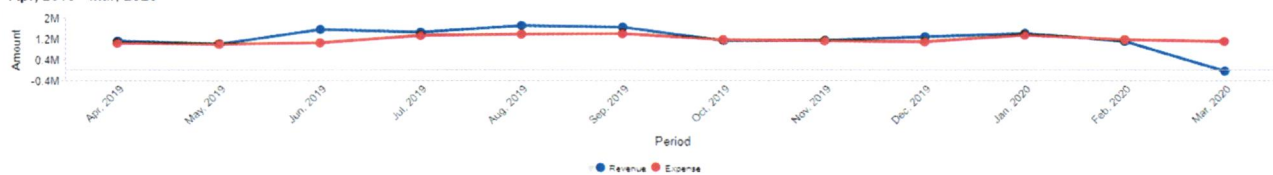
Budget vs Actual Revenue vs Expense

All

Revenue by Period
Apr. 2019 - Mar. 2020

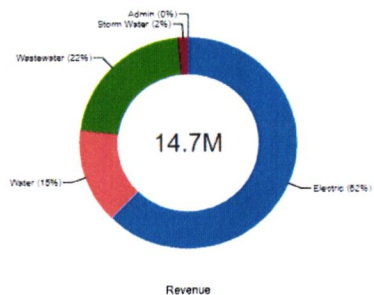
Period	Actual Amount	Budget Amount	Variance	Percent
Apr. 2019	\$1,132,554.84	\$0	\$1,132,554.84	
May, 2019	\$1,016,420.53	\$0	\$1,016,420.53	
Jun. 2019	\$1,581,662.92	\$0	\$1,581,662.92	
Jul. 2019	\$1,472,503.11	\$0	\$1,472,503.11	
Aug. 2019	\$1,730,005.54	\$0	\$1,730,005.54	
Sep. 2019	\$1,666,765.96	\$0	\$1,666,765.96	
Oct. 2019	\$1,143,573.21	\$0	\$1,143,573.21	

Trend by Period
Apr. 2019 - Mar. 2020



Revenue by GL Division Expense by GL Division +

Revenue by GL Division
Apr. 2019 - Mar. 2020



Net Income per Revenue Dollar Expense Budget vs Actual by Period +

Net Income per Revenue Dollar
2015 - 2020

