

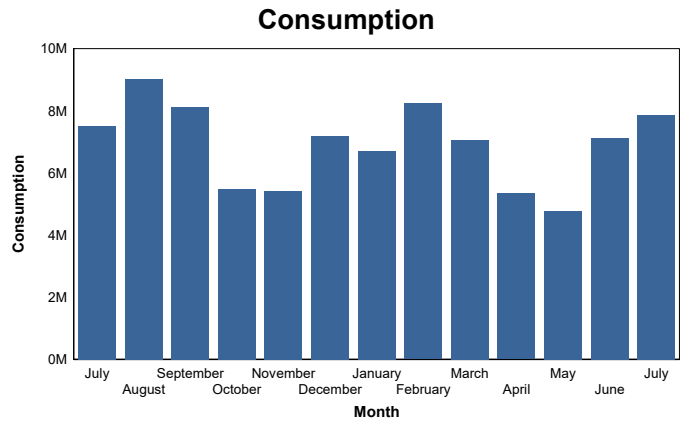
Lewes Board of Public Works Billing Revenues and Quantities

July 2019

Electric

	No. of Meters	Same Month Last Year	Revenue	Same Month Last Year	KWH Consumed	Same Month Last Year
Residential	3,286	3,275	\$ 441,607	\$ 413,368	3,705,694	3,402,767
Commercial	383	392	\$ 116,288	\$ 114,128	879,548	907,788
Industrial	35	34	\$ 316,437	\$ 292,405	2,959,963	2,859,719
City	20	21	\$ 8,831	\$ 10,164	68,874	79,118
BPW	40	40	\$ 27,652	\$ 27,974	247,146	253,612
Total	3,764	3,762	\$ 910,816	\$ 858,038	7,861,225	7,503,004

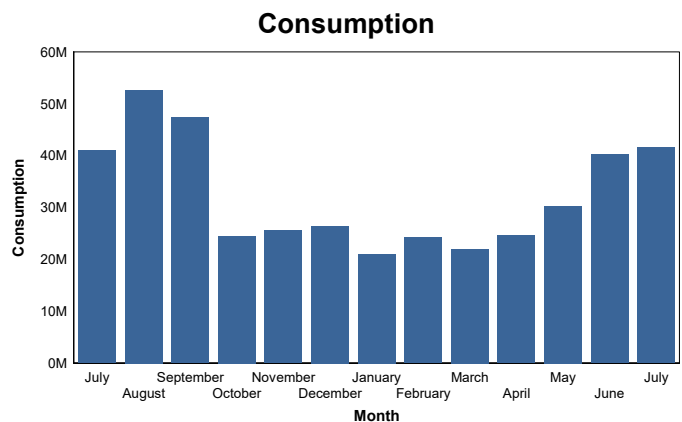
Financial Year	Month	KWH Consumed	
2018 - 2019	July	7,503,004	
	August	9,011,568	
	September	8,123,664	
	October	5,497,204	
	November	5,413,940	
	December	7,187,452	
	January	6,713,404	
	February	8,231,212	
	March	7,062,644	
	2019 - 2020	April	5,336,246
		May	4,768,091
		June	7,122,747
July		7,861,225	



Water

	No. of Meters	Same Month Last Year	Revenue	Same Month Last Year	GAL Consumed	Same Month Last Year
Residential	3,045	2,988	\$ 86,138	\$ 82,991	17,023,625	17,477,313
Commercial	142	144	\$ 13,353	\$ 18,689	4,035,400	6,649,500
Industrial	33	33	\$ 52,089	\$ 40,633	20,228,600	16,533,100
City	13	13	\$ 883	\$ 828	274,800	267,000
BPW	4	4	\$ 156	\$ 229	17,200	51,200
Total	3,237	3,182	\$ 152,618	\$ 143,371	41,579,625	40,978,113

Financial Year	Month	GAL Consumed	
2018 - 2019	July	40,978,113	
	August	52,651,512	
	September	47,320,511	
	October	24,489,911	
	November	25,612,655	
	December	26,483,880	
	January	21,031,795	
	February	24,214,114	
	March	21,993,018	
	2019 - 2020	April	24,518,919
		May	30,253,915
		June	40,247,516
July		41,579,625	



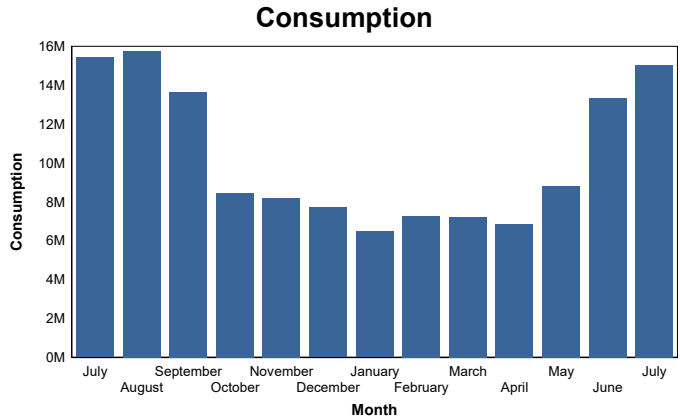
**Lewes Board of Public Works
Billing Revenues and Quantities**

July 2019

Sewage

	No. of Meters	Same Month Last Year	Revenue	Same Month Last Year	GAL Consumed	Same Month Last Year
Residential	2,697	2,687	\$ 215,455	\$ 207,822	10,358,445	10,785,813
Commercial	131	133	\$ 21,256	\$ 20,910	1,640,480	1,573,600
Industrial	28	28	\$ 28,277	\$ 28,367	2,819,520	2,847,520
City	13	13	\$ 2,222	\$ 2,182	220,880	214,320
BPW	3	3	\$ 340	\$ 337	10,160	9,760
Total	2,872	2,864	\$ 267,550	\$ 259,618	15,049,485	15,431,013

Financial Year	Month	GAL Consumed	
2018 - 2019	July	15,431,013	
	August	15,762,511	
	September	13,650,872	
	October	8,450,310	
	November	8,185,368	
	December	7,715,099	
	January	6,479,215	
	February	7,260,294	
	March	7,202,404	
	2019 - 2020	April	6,875,156
		May	8,803,416
		June	13,348,850
July		15,049,485	



Storm Water

	No. of Meters	Same Month Last Year	Revenue	Same Month Last Year
Residential	2,752	2,752	\$ 13,774	\$ 13,777
Commercial	139	141	\$ 1,390	\$ 1,410
Industrial	28	28	\$ 580	\$ 580
City	13	13	\$ 130	\$ 130
BPW	6	6	\$ 70	\$ 70
Total	2,938	2,940	\$ 15,944	\$ 15,967

PRELIMINARY BOARD

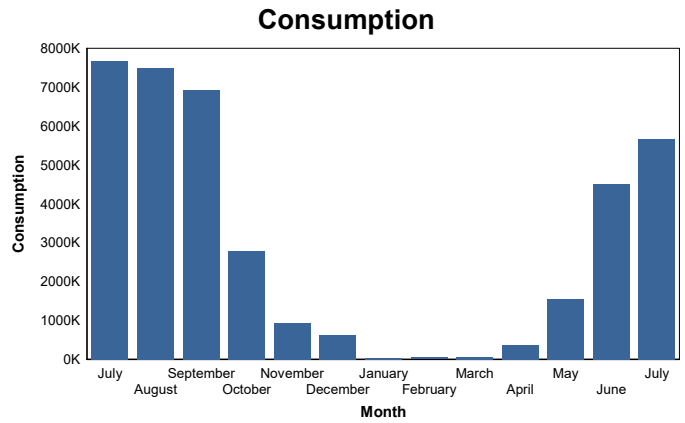
**Lewes Board of Public Works
Billing Revenues and Quantities**

July 2019

Irrigation

	No. of Meters	Same Month Last Year	Revenue	Same Month Last Year	GAL Consumed	Same Month Last Year
Residential	478	466	\$ 14,693	\$ 19,599	5,028,771	6,960,744
Commercial	28	28	\$ 1,073	\$ 1,050	390,900	405,000
Industrial	4	4	\$ 397	\$ 404	155,800	169,500
City	5	5	\$ 312	\$ 389	99,600	148,300
Total	515	503	\$ 16,475	\$ 21,443	5,675,071	7,683,544

Financial Year	Month	GAL Consumed	
2018 - 2019	July	7,683,544	
	August	7,500,037	
	September	6,918,133	
	October	2,790,327	
	November	941,309	
	December	625,400	
	January	28,500	
	February	49,300	
	March	54,100	
	2019 - 2020	April	371,600
		May	1,544,309
		June	4,523,753
July		5,675,071	



PRELIMINARY BOARD