

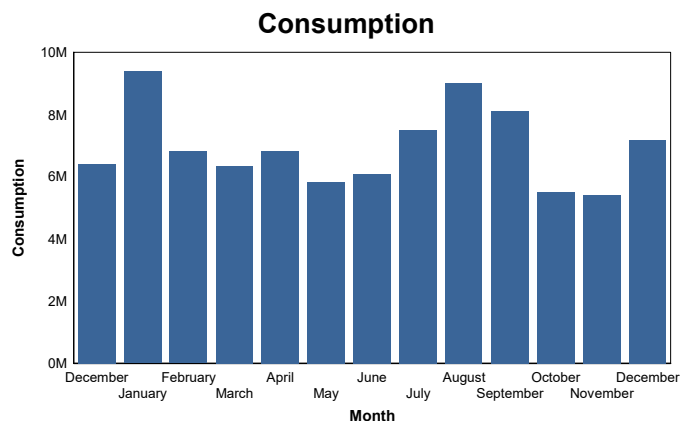
# Lewes Board of Public Works Billing Revenues and Quantities

December 2018

## Electric

	No. of Meters	Same Month Last Year	Revenue	Same Month Last Year	KWH Consumed	Same Month Last Year
<b>Residential</b>	3,280	3,257	\$ 428,324	\$ 362,944	3,373,971	2,871,163
<b>Commercial</b>	392	395	\$ 113,425	\$ 103,249	807,594	746,028
<b>Industrial</b>	35	34	\$ 274,612	\$ 256,072	2,570,780	2,429,101
<b>City</b>	21	21	\$ 16,236	\$ 17,278	123,059	135,117
<b>BPW</b>	40	40	\$ 34,224	\$ 26,413	312,048	234,970
<b>Total</b>	<b>3,768</b>	<b>3,747</b>	<b>\$ 866,821</b>	<b>\$ 765,955</b>	<b>7,187,452</b>	<b>6,416,379</b>

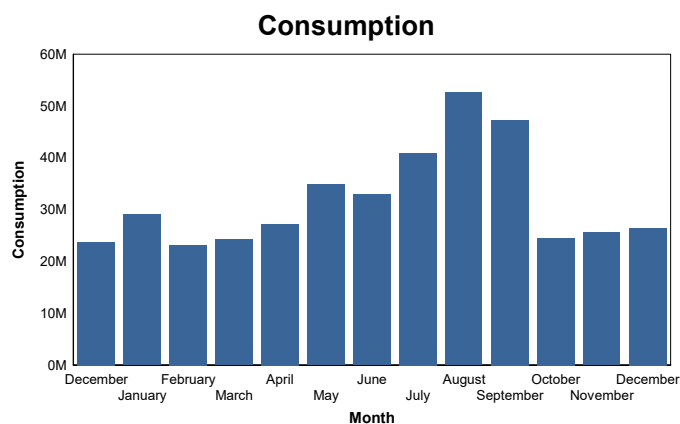
Financial Year	Month	KWH Consumed
<b>2017 - 2018</b>	<b>December</b>	6,416,379
	<b>January</b>	9,384,559
	<b>February</b>	6,815,735
	<b>March</b>	6,343,259
<b>2018 - 2019</b>	<b>April</b>	6,827,639
	<b>May</b>	5,850,026
	<b>June</b>	6,080,647
	<b>July</b>	7,503,004
	<b>August</b>	9,011,568
	<b>September</b>	8,123,664
	<b>October</b>	5,497,204
	<b>November</b>	5,413,940
	<b>December</b>	7,187,452



## Water

	No. of Meters	Same Month Last Year	Revenue	Same Month Last Year	GAL Consumed	Same Month Last Year
<b>Residential</b>	3,011	2,964	\$ 63,206	\$ 61,361	6,840,180	6,437,509
<b>Commercial</b>	144	144	\$ 10,210	\$ 13,295	2,824,000	4,464,400
<b>Industrial</b>	33	33	\$ 41,073	\$ 30,451	16,732,300	12,770,500
<b>City</b>	13	13	\$ 356	\$ 390	41,100	60,900
<b>BPW</b>	4	4	\$ 217	\$ 228	46,300	56,200
<b>Total</b>	<b>3,205</b>	<b>3,158</b>	<b>\$ 115,061</b>	<b>\$ 105,725</b>	<b>26,483,880</b>	<b>23,789,509</b>

Financial Year	Month	GAL Consumed
<b>2017 - 2018</b>	<b>December</b>	23,789,509
	<b>January</b>	29,123,219
	<b>February</b>	23,210,717
	<b>March</b>	24,255,882
<b>2018 - 2019</b>	<b>April</b>	27,218,407
	<b>May</b>	34,777,915
	<b>June</b>	32,925,314
	<b>July</b>	40,978,113
	<b>August</b>	52,651,512
	<b>September</b>	47,320,511
	<b>October</b>	24,489,911
	<b>November</b>	25,612,655
	<b>December</b>	26,483,880



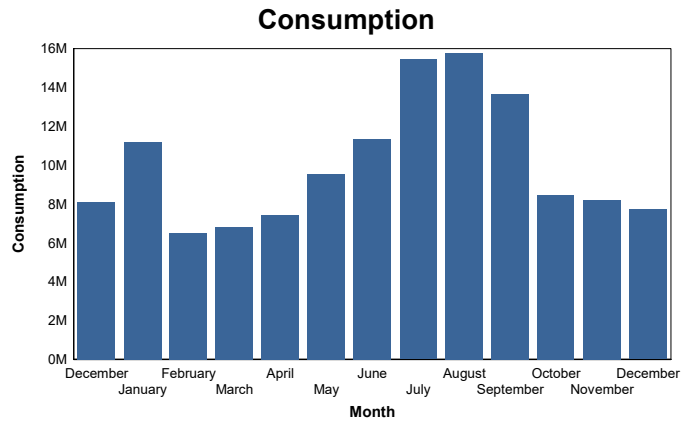
**Lewes Board of Public Works  
Billing Revenues and Quantities**

December 2018

**Sewage**

	No. of Meters	Same Month Last Year	Revenue	Same Month Last Year	GAL Consumed	Same Month Last Year
<b>Residential</b>	2,692	2,674	\$ 185,967	\$ 164,231	4,334,299	4,247,650
<b>Commercial</b>	133	133	\$ 17,983	\$ 17,303	1,088,800	998,480
<b>Industrial</b>	28	28	\$ 24,613	\$ 27,773	2,248,080	2,793,360
<b>City</b>	13	13	\$ 1,069	\$ 1,161	33,280	49,040
<b>BPW</b>	3	3	\$ 342	\$ 360	10,640	14,160
<b>Total</b>	<b>2,869</b>	<b>2,851</b>	<b>\$ 229,975</b>	<b>\$ 210,828</b>	<b>7,715,099</b>	<b>8,102,690</b>

Financial Year	Month	GAL Consumed
<b>2017 - 2018</b>	<b>December</b>	8,102,690
	<b>January</b>	11,193,908
	<b>February</b>	6,523,697
	<b>March</b>	6,823,668
<b>2018 - 2019</b>	<b>April</b>	7,460,157
	<b>May</b>	9,533,033
	<b>June</b>	11,361,271
	<b>July</b>	15,431,013
	<b>August</b>	15,762,511
	<b>September</b>	13,650,872
	<b>October</b>	8,450,310
	<b>November</b>	8,185,368
	<b>December</b>	7,715,099



**Storm Water**

	No. of Meters	Same Month Last Year	Revenue	Same Month Last Year
<b>Residential</b>	2,756	2,738	\$ 13,786	\$ 13,700
<b>Commercial</b>	141	142	\$ 1,410	\$ 1,420
<b>Industrial</b>	28	28	\$ 580	\$ 580
<b>City</b>	13	13	\$ 130	\$ 130
<b>BPW</b>	6	6	\$ 70	\$ 70
<b>Total</b>	<b>2,944</b>	<b>2,927</b>	<b>\$ 15,976</b>	<b>\$ 15,900</b>

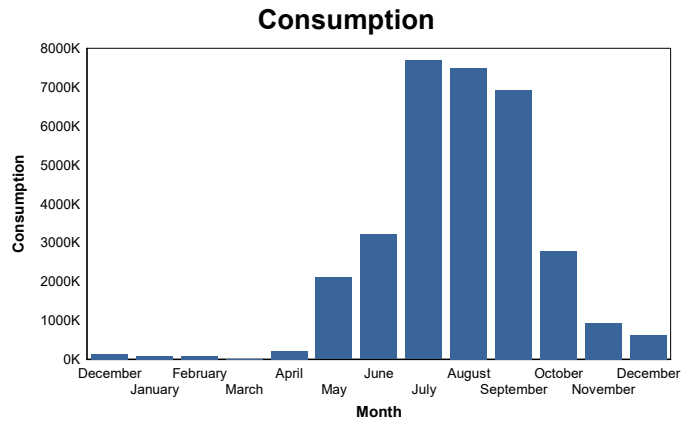
**Lewes Board of Public Works  
Billing Revenues and Quantities**

December 2018

**Irrigation**

	No. of Meters	Same Month Last Year	Revenue	Same Month Last Year	GAL Consumed	Same Month Last Year
<b>Residential</b>	469	454	\$ 3,901	\$ 2,200	610,600	87,104
<b>Commercial</b>	28	28	\$ 168	\$ 246	11,600	49,400
<b>Industrial</b>	4	4	\$ 25	\$ 25	0	0
<b>City</b>	5	5	\$ 66	\$ 64	3,200	1,000
<b>Total</b>	<b>506</b>	<b>491</b>	<b>\$ 4,160</b>	<b>\$ 2,535</b>	<b>625,400</b>	<b>137,504</b>

Financial Year	Month	GAL Consumed
<b>2017 - 2018</b>	December	137,504
	January	77,510
	February	81,900
	March	11,800
<b>2018 - 2019</b>	April	217,603
	May	2,107,608
	June	3,209,442
	July	7,683,544
	August	7,500,037
	September	6,918,133
	October	2,790,327
	November	941,309
December	625,400	



Preliminary Board