

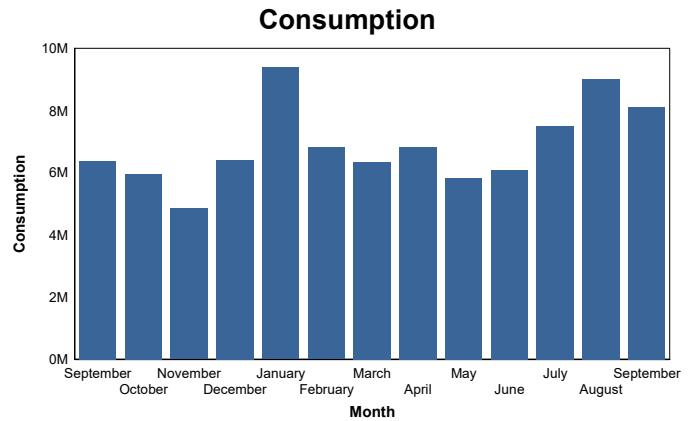
# Lewes Board of Public Works Billing Revenues and Quantities

September 2018

## Electric

	No. of Meters	Same Month Last Year	Revenue	Same Month Last Year	KWH Consumed	Same Month Last Year
<b>Residential</b>	3,276	3,259	\$ 447,159	\$ 327,071	3,503,068	2,500,357
<b>Commercial</b>	392	393	\$ 128,400	\$ 106,316	952,201	766,064
<b>Industrial</b>	34	33	\$ 327,821	\$ 283,464	3,262,753	2,778,010
<b>City</b>	21	21	\$ 14,055	\$ 12,630	105,216	97,107
<b>BPW</b>	40	40	\$ 33,420	\$ 26,210	300,426	232,929
<b>Total</b>	<b>3,763</b>	<b>3,746</b>	<b>\$ 950,855</b>	<b>\$ 755,690</b>	<b>8,123,664</b>	<b>6,374,467</b>

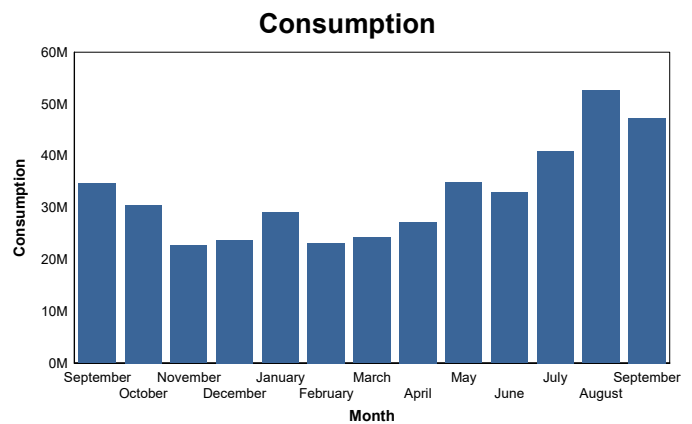
Financial Year	Month	KWH Consumed	
<b>2017 - 2018</b>	<b>September</b>	6,374,467	
	<b>October</b>	5,955,522	
	<b>November</b>	4,847,766	
	<b>December</b>	6,416,379	
	<b>January</b>	9,384,559	
	<b>February</b>	6,815,735	
	<b>March</b>	6,343,259	
	<b>2018 - 2019</b>	<b>April</b>	6,827,639
		<b>May</b>	5,850,026
		<b>June</b>	6,080,647
		<b>July</b>	7,503,004
		<b>August</b>	9,011,568
<b>September</b>	8,123,664		



## Water

	No. of Meters	Same Month Last Year	Revenue	Same Month Last Year	GAL Consumed	Same Month Last Year
<b>Residential</b>	2,998	2,954	\$ 83,001	\$ 70,849	14,810,511	12,694,742
<b>Commercial</b>	144	143	\$ 37,442	\$ 19,225	15,015,100	7,319,200
<b>Industrial</b>	33	32	\$ 42,091	\$ 33,442	17,155,000	14,424,700
<b>City</b>	13	13	\$ 777	\$ 710	243,700	225,800
<b>BPW</b>	4	4	\$ 329	\$ 157	96,200	20,000
<b>Total</b>	<b>3,192</b>	<b>3,146</b>	<b>\$ 163,640</b>	<b>\$ 124,384</b>	<b>47,320,511</b>	<b>34,684,442</b>

Financial Year	Month	GAL Consumed	
<b>2017 - 2018</b>	<b>September</b>	34,684,442	
	<b>October</b>	30,529,810	
	<b>November</b>	22,679,709	
	<b>December</b>	23,789,509	
	<b>January</b>	29,123,219	
	<b>February</b>	23,210,717	
	<b>March</b>	24,255,882	
	<b>2018 - 2019</b>	<b>April</b>	27,218,407
		<b>May</b>	34,777,915
		<b>June</b>	32,925,314
		<b>July</b>	40,978,113
		<b>August</b>	52,651,512
<b>September</b>	47,320,511		



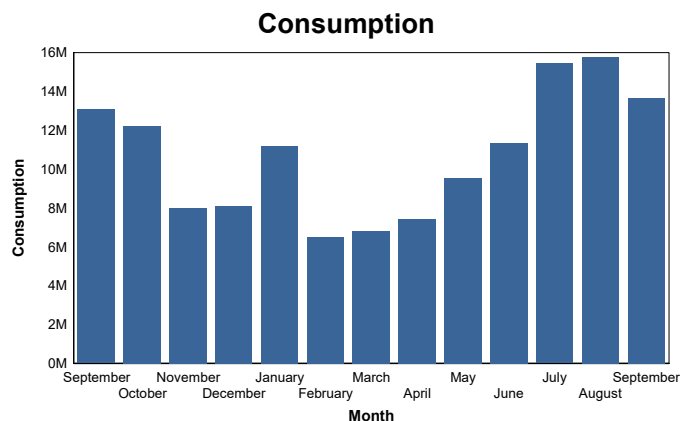
**Lewes Board of Public Works  
Billing Revenues and Quantities**

**September 2018**

**Sewage**

	No. of Meters	Same Month Last Year	Revenue	Same Month Last Year	GAL Consumed	Same Month Last Year
<b>Residential</b>	2,691	2,669	\$ 200,416	\$ 185,378	9,180,952	8,149,481
<b>Commercial</b>	133	132	\$ 20,974	\$ 21,347	1,572,720	1,676,880
<b>Industrial</b>	28	27	\$ 27,569	\$ 28,574	2,691,040	3,050,160
<b>City</b>	13	13	\$ 2,066	\$ 1,958	195,600	181,280
<b>BPW</b>	3	3	\$ 342	\$ 340	10,560	10,400
<b>Total</b>	<b>2,868</b>	<b>2,844</b>	<b>\$ 251,368</b>	<b>\$ 237,597</b>	<b>13,650,872</b>	<b>13,068,201</b>

Financial Year	Month	GAL Consumed
<b>2017 - 2018</b>	<b>September</b>	13,068,201
	<b>October</b>	12,200,709
	<b>November</b>	7,980,789
	<b>December</b>	8,102,690
	<b>January</b>	11,193,908
<b>2018 - 2019</b>	<b>February</b>	6,523,697
	<b>March</b>	6,823,668
	<b>April</b>	7,460,157
	<b>May</b>	9,533,033
	<b>June</b>	11,361,271
	<b>July</b>	15,431,013
	<b>August</b>	15,762,511
	<b>September</b>	13,650,872



**Storm Water**

	No. of Meters	Same Month Last Year	Revenue	Same Month Last Year
<b>Residential</b>	2,756	2,732	\$ 13,796	\$ 13,665
<b>Commercial</b>	141	141	\$ 1,420	\$ 1,410
<b>Industrial</b>	28	28	\$ 580	\$ 560
<b>City</b>	13	13	\$ 130	\$ 130
<b>BPW</b>	6	6	\$ 70	\$ 70
<b>Total</b>	<b>2,944</b>	<b>2,920</b>	<b>\$ 15,996</b>	<b>\$ 15,835</b>

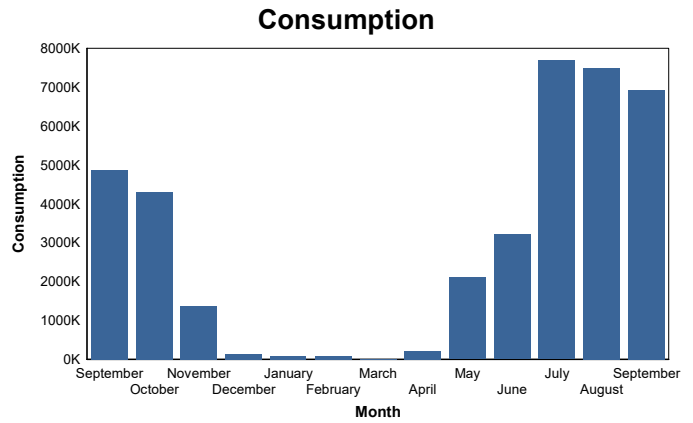
**Lewes Board of Public Works  
Billing Revenues and Quantities**

**September 2018**

**Irrigation**

	No. of Meters	Same Month Last Year	Revenue	Same Month Last Year	GAL Consumed	Same Month Last Year
<b>Residential</b>	469	449	\$ 18,345	\$ 11,808	6,452,233	4,341,900
<b>Commercial</b>	28	28	\$ 773	\$ 888	281,600	355,300
<b>Industrial</b>	4	4	\$ 291	\$ 204	119,100	85,300
<b>City</b>	5	5	\$ 204	\$ 230	65,200	85,400
<b>Total</b>	<b>506</b>	<b>486</b>	<b>\$ 19,613</b>	<b>\$ 13,130</b>	<b>6,918,133</b>	<b>4,867,900</b>

Financial Year	Month	GAL Consumed
<b>2017 - 2018</b>	<b>September</b>	4,867,900
	<b>October</b>	4,306,100
	<b>November</b>	1,376,200
	<b>December</b>	137,504
<b>2018 - 2019</b>	<b>January</b>	77,510
	<b>February</b>	81,900
	<b>March</b>	11,800
	<b>April</b>	217,603
	<b>May</b>	2,107,608
	<b>June</b>	3,209,442
	<b>July</b>	7,683,544
	<b>August</b>	7,500,037
	<b>September</b>	6,918,133



Preliminary Board