

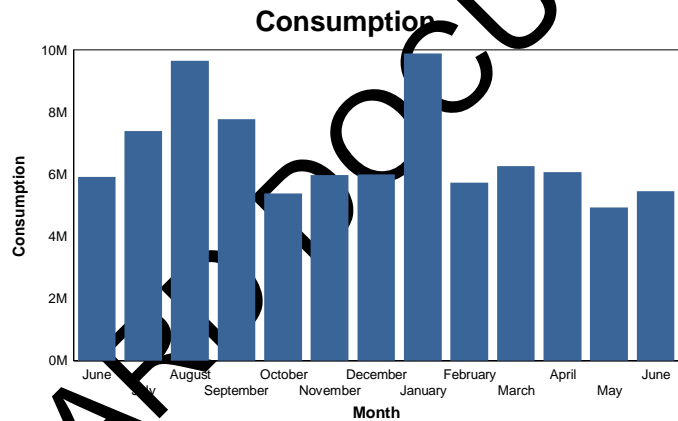
Lewes Board of Public Works
Billing Revenues and Quantities (Monthly)

June (2017 - 2018)

Electric

	No. of Meters	Same Month Last Year	Revenue	Same Month Last Year	KWH Consumed	Same Month Last Year
Residential	3,260	3,231	\$ 287,423	\$ 292,360	2,013,041	2,114,310
Commercial	393	397	\$ 116,409	\$ 102,636	801,143	730,943
Industrial	33	32	\$ 269,381	\$ 303,542	2,353,865	2,765,068
City	21	21	\$ 11,423	\$ 13,485	83,359	99,382
BPW	40	41	\$ 23,283	\$ 25,285	196,240	207,252
Total	3,747	3,722	\$ 707,919	\$ 737,308	5,447,648	5,911,855

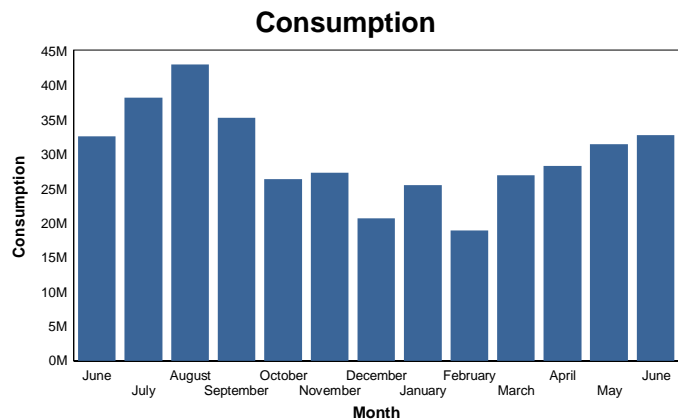
Financial Year	Month	KWH Consumed	
2016 - 2017	June	5,911,855	
	July	7,393,317	
	August	9,655,078	
	September	7,774,055	
	October	5,379,368	
	November	5,976,305	
	December	5,994,101	
	January	9,890,263	
	February	5,726,675	
	March	6,264,274	
	2017 - 2018	April	6,069,281
		May	4,932,724
June		5,447,648	



Water

	No. of Meters	Same Month Last Year	Revenue	Same Month Last Year	GAL Consumed	Same Month Last Year
Residential	2,947	2,876	\$ 74,148	\$ 60,719	11,130,633	10,721,798
Commercial	140	142	\$ 16,219	\$ 10,232	5,947,300	3,403,900
Industrial	32	29	\$ 35,268	\$ 39,062	15,439,700	18,260,700
City	13	13	\$ 576	\$ 481	162,300	143,200
BPW	4	3	\$ 179	\$ 140	30,300	24,900
Total	3,136	3,062	\$ 126,390	\$ 110,635	32,710,233	32,554,498

Financial Year	Month	GAL Consumed	
2016 - 2017	June	32,554,498	
	July	38,154,249	
	August	42,945,205	
	September	35,210,203	
	October	26,337,104	
	November	27,296,102	
	December	20,673,036	
	January	25,462,871	
	February	18,935,904	
	March	26,921,642	
	2017 - 2018	April	28,239,244
		May	31,374,448
June		32,710,233	



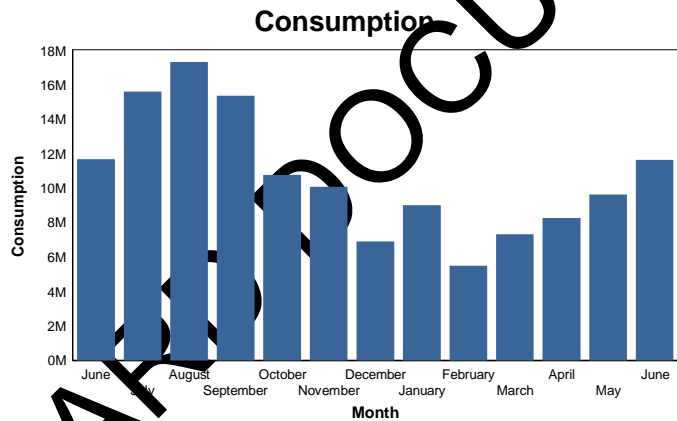
Lewes Board of Public Works
Billing Revenues and Quantities (Monthly)

June (2017 - 2018)

Sewage

	No. of Meters	Same Month Last Year	Revenue	Same Month Last Year	GAL Consumed	Same Month Last Year
Residential	2,664	2,602	\$ 179,260	\$ 169,311	7,130,267	6,654,851
Commercial	129	131	\$ 18,531	\$ 18,593	1,353,600	1,240,400
Industrial	27	26	\$ 28,465	\$ 32,270	3,004,320	3,356,160
City	13	12	\$ 1,649	\$ 1,380	130,320	99,040
BPW	3	2	\$ 337	\$ 286	9,840	5,920
Total	2,836	2,773	\$ 228,241	\$ 221,840	11,628,347	11,660,371

Financial Year	Month	GAL Consumed	
2016 - 2017	June	11,660,371	
	July	15,582,072	
	August	17,306,285	
	September	15,351,466	
	October	10,752,146	
	November	10,073,408	
	December	6,890,173	
	January	8,998,779	
	February	5,491,486	
	March	7,320,048	
	2017 - 2018	April	8,263,719
		May	9,609,301
June		11,628,347	



Storm Water

	No. of Meters	Same Month Last Year	Revenue	Same Month Last Year
Residential	2,732	2,686	\$ 13,675	\$ 13,287
Commercial	140	140	\$ 1,400	\$ 1,486
Industrial	28	26	\$ 580	\$ 540
City	13	14	\$ 130	\$ 140
BPW	6	5	\$ 70	\$ 60
Total	2,919	2,868	\$ 15,855	\$ 15,513

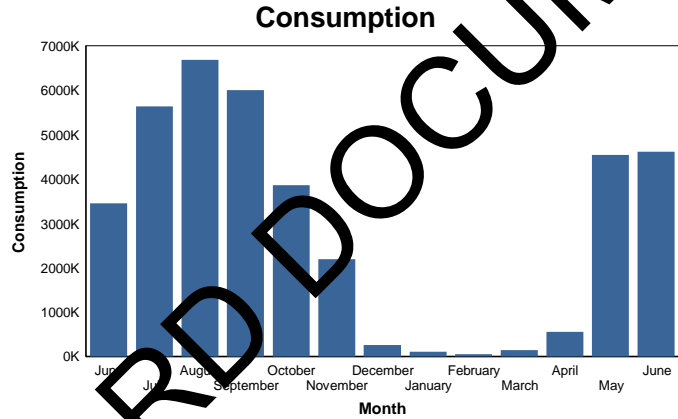
**Lewes Board of Public Works
Billing Revenues and Quantities (Monthly)**

June (2017 - 2018)

Irrigation

	No. of Meters	Same Month Last Year	Revenue	Same Month Last Year	GAL Consumed	Same Month Last Year
Residential	447	431	\$ 11,655	\$ 7,860	4,219,200	3,061,867
Commercial	28	28	\$ 521	\$ 618	180,300	224,000
Industrial	4	3	\$ 341	\$ 213	150,900	100,800
City	5	5	\$ 180	\$ 188	61,100	80,700
Total	484	467	\$ 12,698	\$ 8,879	4,611,500	3,446,867

Financial Year	Month	GAL Consumed	
2016 - 2017	June	3,446,867	
	July	5,631,800	
	August	6,681,900	
	September	5,998,200	
	October	3,858,100	
	November	2,186,300	
	December	253,500	
	January	106,300	
	February	48,200	
	March	141,100	
	2017 - 2018	April	549,800
		May	4,536,100
June		4,611,500	



PRELIMINARY BOARD DOCUMENT